


# LG NeON<sup>®</sup> 2 BiFacial


LG345N1T-V5 | LG340N1T-V5 | LG335N1T-V5



60

## 345W | 340W | 335W

The LG NeON<sup>®</sup> 2 series is LG's best selling solar module. The LG NeON<sup>®</sup> 2 received the acclaimed 2015 Intersolar AWARD for featuring LG's Cello Technology, which increases power output and reliability and makes the LG NeON<sup>®</sup> 2 one of the most powerful and versatile modules on the market.



## Features



### Roof Aesthetics

LG NeON<sup>®</sup> 2 BiFacial has been designed with aesthetics in mind using transparent backsheet. The LG NeON<sup>®</sup> 2 BiFacial can increase the value of a your home with its modern design.



### Enhanced Product Warranty

LG has extended the warranty of the NeON<sup>®</sup> 2 BiFacial to 25years which is top level of the industry.



### Better Performance on Sunny Days

LG NeON<sup>®</sup> 2 BiFacial now performs better on sunny days, thanks to its improved temperature coefficient.



### More Generation Per Square Meter

The LG NeON<sup>®</sup> 2 BiFacial has been designed to significantly enhance output - making it efficient even in a limited space.

# LG NeON<sup>®</sup>2 BiFacial

Preliminary

LG345N1T-V5 | LG340N1T-V5 | LG335N1T-V5

## General Data

Cell Properties (Material / Type)	Monocrystalline / N-type
Cell Maker	LG
Cell Configuration	60 Cells (6 x 10)
Number of Busbar	12 EA
Module Dimensions (L x W x H)	1,686 mm x 1,016 mm x 40 mm
Weight	17.1 kg
Glass (Thickness / Material)	2.8 mm / Tempered Glass with AR coating
Backsheet (Color)	Transparent
Frame (Material)	Anodized Aluminium
Junction Box (Protection Degree)	IP68 with 3 Bypass Diodes
Cables (Length)	1,000 mm x 2 EA
Connector (Type / Maker)	MC 4 / MC

## Temperature Characteristics

NMOT*	[ °C ]	42 ± 3
Pmax	[%/°C]	-0.36
Voc	[%/°C]	-0.27
Isc	[%/°C]	0.03

\* NMOT (Nominal Module Operating Temperature): Irradiance 800 W/m<sup>2</sup>, Ambient temperature 20 °C, Wind speed 1 m/s, Spectrum AM 1.5

## Electrical Properties

Model	LG345N1T-V5			LG340N1T-V5			LG335N1T-V5			
	STC	Bif100	Bif200	STC	Bif100	Bif200	STC	Bif100	Bif200	
Maximum Power (Pmax)	[W]	345.0	365.0	385.0	340.0	360.0	380.0	335.0	355.0	375.0
MPP Voltage (Vmpp)	[V]	34.7	34.7	34.7	34.4	34.4	34.4	34.1	34.1	34.1
MPP Current (Impp)	[A]	9.95	10.52	11.10	9.89	10.47	11.05	9.83	10.41	11.00
Open Circuit Voltage (Voc, ±5%)	[V]	40.2	40.2	40.2	40.1	40.1	40.1	40.0	40.0	40.0
Short Circuit Current (Isc, ±5%)	[A]	10.42	11.02	11.62	10.38	10.98	11.59	10.34	10.89	11.57
Module Efficiency	[%]	20.1	21.3	22.5	19.8	21.0	22.2	19.6	20.7	21.9
Pmax Bifaciality Coefficient	[%]				70 ± 5					
Power Tolerance	[%]				0 ~ +3					

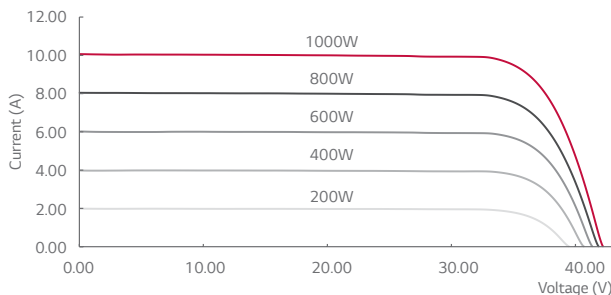
\* STC (Standard Test Condition): Irradiance 1000W/m<sup>2</sup>, Cell temperature 25°C, AM 1.5, Measure Tolerance: ±3%

\*\* The electrical properties of Bif100 and Bif200 measure under the front side irradiance 1000W/m<sup>2</sup> + (100W/m<sup>2</sup> or 200W/m<sup>2</sup>) \* Bif Use 100W/m<sup>2</sup> for Bif100 and 200W/m<sup>2</sup> for Bif200.

## Electrical Properties (NMOT)

Model	LG345N1T-V5			LG340N1T-V5			LG335N1T-V5			
	STC	Bif100	Bif200	STC	Bif100	Bif200	STC	Bif100	Bif200	
Maximum Power (Pmax)	[W]	258.6	273.3	288.3	254.8	269.6	284.6	251.0	265.8	280.8
MPP Voltage (Vmpp)	[V]	32.6	32.6	32.6	32.3	32.3	32.3	32.0	32.0	32.0
MPP Current (Impp)	[A]	7.94	8.39	8.85	7.89	8.35	8.81	7.84	8.31	8.78
Open Circuit Voltage (Voc)	[V]	37.8	37.8	37.8	37.7	37.7	37.7	37.6	37.6	37.6
Short Circuit Current (Isc)	[A]	8.37	8.85	9.33	8.34	8.82	9.31	8.31	8.80	9.29

## I-V Curves



## Certifications and Warranty

Certifications	IEC 61215-1/-1-1 / 2:2016 <sup>1)</sup> , IEC 61730-1/2:2016 <sup>1)</sup> , UL 1703 <sup>1)</sup> ISO 9001, ISO 14001, ISO 50001 OHSAS 18001
Salt Mist Corrosion Test	IEC 61701:2012 Severity 6 <sup>1)</sup>
Ammonia Corrosion Test	IEC 62716:2013 <sup>1)</sup>
Module Fire Performance	Type 1 or 2 (UL 1703) <sup>1)</sup>
Fire Rating	Class C (UL 790) <sup>1)</sup>
Product Warranty	25 Years
Output Warranty of Pmax	Linear Warranty*

1) is scheduled to proceed  
\* TBD

## Operating Conditions

Operating Temperature	[°C]	-40 ~ +90
Maximum System Voltage	[V]	1,000 (IEC) / 1,000 (UL)
Maximum Series Fuse Rating	[A]	20
Mechanical Test Load (Front)	[Pa / psf]	5,400 / 113
Mechanical Test Load (Rear)	[Pa / psf]	4,000 / 84

\* Test Load = Design Load x Safety Factor (1.5)

## Packaging Configuration

Number of Modules Per Pallet	[EA]	25
Number of Modules Per 40ft HQ Container	[EA]	650
Packaging Box Dimensions (L x W x H)	[mm]	1,750 x 1,120 x 1,221
Packaging Box Gross Weight	[kg]	464

## Dimensions (mm / inch)

